

NQiX-SERIES



NIU NQiX SERIES: THE ORIGINAL, REIMAGINED

Celebrate a Decade of Excellence

Introducing the NQiX Series, a powerful tribute to the beloved NQi Series—now celebrating its 10th anniversary. With “The Original, Reimagined” as our guiding mantra, the NQiX Series takes everything you loved about the classic NQi and elevates it to new heights. It's time to experience the future of electric mopeds, where nostalgia meets cutting-edge innovation.



THE NEW GENERATION

MODEL COMPARISON




	NQi Sport	NQiX 150
Top Speed	45 km/h	45 km/h
Range	77km	60-70km
Battery Capacity	60V 35Ah	72V 28Ah
Max Power	1600W	2600W
Charge Time	7 Hours	3 Hours



	NQi GTS	NQiX 300
Top Speed	80 km/h	80 km/h
Range	110km	110-120km
Battery Capacity	60V 35Ah x 2	72V 28Ah x 2
Max Power	3200W	5000W
Charge Time	4,5 / 6 Hours	3 / 6 Hours



	MQi GT100	NQiX 500
Top Speed	100 km/h	100 km/h
Range	60-70km	90-100km
Battery Capacity	72V 26Ah x 2	72V 28Ah x 2
Max Power	6000W	9000W
Charge Time	4 / 5 Hours	3 / 6 Hours




PERFORMANCE THAT EXCITES

Feel the rush of power with the NQiX Series, designed for thrill-seekers and everyday riders alike.



Robust Motor: Featuring a 9000W motor, this scooter delivers exhilarating performance that gives your commute effortless excitement.




Top Speed: Reach thrilling speeds of up to 100 km/h (62mph), giving you the freedom to navigate highways and open roads with ease.



Dual Battery System: Equipped with two 72V 28Ah batteries, the NQiX 500 ensures you have the energy to conquer any journey, with a range of over 100 km (62mi).



Customizable Acceleration and Torque: Tailor your riding experience with adjustable acceleration settings, allowing you to choose the performance that suits your style—whether it's a swift commute or a leisurely cruise.



COMFORT THAT LASTS

The NQiX Series is designed not just for performance but for rider comfort, making every journey enjoyable.

SMOOTH HANDLING

Enjoy a refined suspension system that absorbs bumps and imperfections in the road, making every ride smooth and stable.

AMPLE STORAGE

Benefit from enhanced storage options that provide room for helmets and personal items, keeping everything secure as you ride.

EXTRA LARGE STORAGE:

NQiX 300/150: 32l **NQiX 500:** 28.5l

SPACIOUS SEATING

Experience plush, ergonomic seating designed for long rides, ensuring you and your passenger travel in comfort with a 110mm increased seat length.

NQi GTS: 600mm -> **NQiX:** 710mm

15,5% LONGER SEAT



SAFETY FIRST

Your safety is paramount with the NQiX Series. We've incorporated advanced safety features to ensure you ride with peace of mind.



STURDY FRAME

Built with an aerospace grade aluminum chassis and premium vehicle components, NQiX is engineered to handle diverse terrains while keeping you secure.



ENHANCED LIGHTING

High-visibility LED lights illuminate your path, making you easily seen by others, day or night.



ANTI-LOCK BRAKING SYSTEM (ABS)

Stay in control during emergency stops, enhancing your overall riding experience.



TRACTION CONTROL SYSTEM (TCS)

Keeps a firm grip on wet or uneven road surfaces by varying the acceleration applied to each wheel.



AUTO-HOLD

While on hills, NQiX will keep a firm grip on the road so you can release your brakes. When starting, NQiX evenly applies acceleration so you don't roll backwards or slip.



YOUR RIDE, YOUR INFORMATION

Experience the future of riding with the NQiX's 4" LCD Full Color Display, designed to keep you informed and connected at all times. This intuitive interface puts vital information right at your fingertips, easily controlled by the NIU Link Crown on your handlebar.

*Extra accessories purchasing necessary

NIU LINK CROWN

Twist, Click, Go. Take control of your ride with the all-new NIU Link Crown. Change settings, customize displays, or answer calls with ease.

ROUTE TRACKING

Navigate effortlessly with integrated route tracking, showing your path and estimated arrival times.

MUSIC INTEGRATION

Enhance your ride with built-in music controls, allowing you to switch tracks without taking your hands off the handlebars.

PHONE CONNECTIVITY

Stay connected with seamless phone integration, accessing calls and notifications directly from the display.

ADDITIONAL FEATURES

- Tire Pressure Monitoring*
- Speedometer
- Vehicle Notifications
- Battery and Charging Status
- Ride Modes
- Auto-Hold Feature
- Lap Timer



SMART & CONNECTED

Stay connected with the NQiX's innovative app-connected smart technology, designed to enhance your riding experience.



SMART APP INTEGRATION

Monitor real-time diagnostics, battery status, and performance metrics all from your smartphone.



GPS NAVIGATION

Easily navigate your routes with built-in GPS assistance, ensuring you reach your destination without hassle.



ANTI-THEFT FEATURES

Enjoy peace of mind with advanced tracking and security features that protect your investment from theft.



USER-CENTRIC INTERFACE

Control your scooter's settings, customize performance options, and access ride statistics with a user-friendly app interface.



ULTIMATE EYE CANDY

The NQiX Series reimagines classic NIU design elements while introducing fresh features that enhance both aesthetics and functionality.

MAGNETIC TRANSPARENT FRONT PANEL

Enjoy a sleek and modern appearance with a magnetic front panel that is not only visually striking but also offers easy access to the scooter's headlight components for maintenance.

ICONIC HALO LAMP

The signature halo lamp design not only enhances visibility but also pays homage to the classic NQi-Series, blending nostalgia with modern technology for a distinctive look.

MATTE AND GLOSSY COLOR OPTIONS

Matte Black, Matte Gray, Glossy White, 10th Anniversary*

INTERCHANGEABLE SIDE PANELS

Customize your scooter's look with easy-to-swap side panels, allowing you to express your personal style and change colors on a dime.



NQiX150



45KM/H

TOP SPEED

60-70KM

RANGE

2600W

MAX POWER

OVERVIEW

Total Dimensions (L x W x H)	1930 x 745 x 1180mm
Wheel Base	1350mm
Seat height	810mm
Min. Ground Clearance	170mm
Color	Black/White/Gray
Vehicle Weight (Inc. battery)	117kg
Front/Rear Tire	90/90-14 / 110/80-14
Front/Rear Brake	240/200mm Disc Brake
Seat Capacity	2

HIGHLIGHTS

30 Mins Max Continuous Output	2600W
Rated Power	1500W
Battery Capacity	26Ah
Charge Time	3 Hours
Battery Weight	15,4kg
Battery Cell	Lithium Ion
Voltage	72V
Rear Storage Box	Available Accessories
USB Charging Port	USB A+C

ABS
BRAKING SYSTEM

NIU ENERGY™
-LITHIUM BATTERY

NIU
SMART CROWN



NQiX300



80KM/H

TOP SPEED

110-120KM

RANGE

5000W

MAX POWER

OVERVIEW

Total Dimensions (L x W x H)	1930 x 745 x 1180mm
Wheel Base	1350mm
Seat height	810mm
Min. Ground Clearance	170mm
Color	Black/White/Gray
Vehicle Weight (Inc. battery)	134kg
Front/Rear Tire	90/90-14 / 110/80-14
Front/Rear Brake	240/200mm Disc Brake
Seat Capacity	2

HIGHLIGHTS

30 Mins Max Continuous Output	5000W
Rated Power	3000W
Battery Capacity	26Ah x 2
Charge Time	3 Hours (Single) 6 Hours (Dual)
Battery Weight	15,4kg x 2
Battery Cell	Lithium Ion
Voltage	72V
Rear Storage Box	Available Accessories
USB Charging Port	USB A+C

ABS BRAKING SYSTEM

TWIN BATTERY

NIU SMART CROWN



NQiX500



 ABS
BRAKING SYSTEM

 TWIN BATTERY

 NIU
SMART CROWN

100_{KM/H}

 TOP SPEED

90-100_{KM}

 RANGE

9000_W

 MAX POWER

OVERVIEW	
Total Dimensions (L x W x H)	1930 x 745 x 1180mm
Wheel Base	1350mm
Seat height	810mm
Min. Ground Clearance	170mm
Color	Black/White/Gray
Vehicle Weight (Inc. battery)	128kg
Front/Rear Tire	90/90-14 / 110/80-14
Front/Rear Brake	240/200mm Disc Brake
Seat Capacity	2

HIGHLIGHTS	
30 Mins Max Continuous Output	9000W
Rated Power	5000W
Battery Capacity	26Ah x 2
Charge Time	3 Hours (Single) 6 Hours (Dual)
Battery Weight	12,4kg x 2
Battery Cell	Lithium Ion
Voltage	72V
Rear Storage Box	Available Accessories
USB Charging Port	USB A+C



THANK YOU!
#MAKELIFEELECTRIC